

The Onion Task



1. Draw a layered onion
2. Divide them in two parts
3. Now, on half of the onion list things that were of great importance to you when you **started teaching**
4. Work from the center to the outer layers of the onion in order of importance
5. Do the same on the other half of the onion but now from **your present perspective.**



A flower opens and blooms from
internal force

You can't force externally

But you can facilitate the blooming
process by providing, water,
fertiliser and right environment





This is 'Facilitation'...

“Supporting the development process”



Teach:

“Impart knowledge to or instruct (someone) as to how to do something.”
(Oxford English Dictionary 2019)

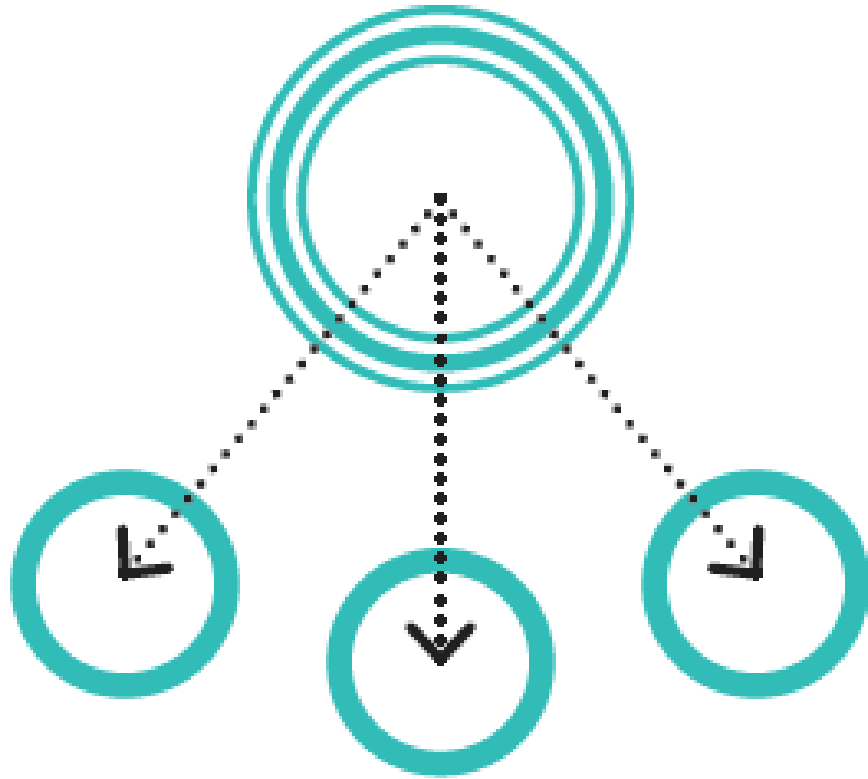


Facilitate:

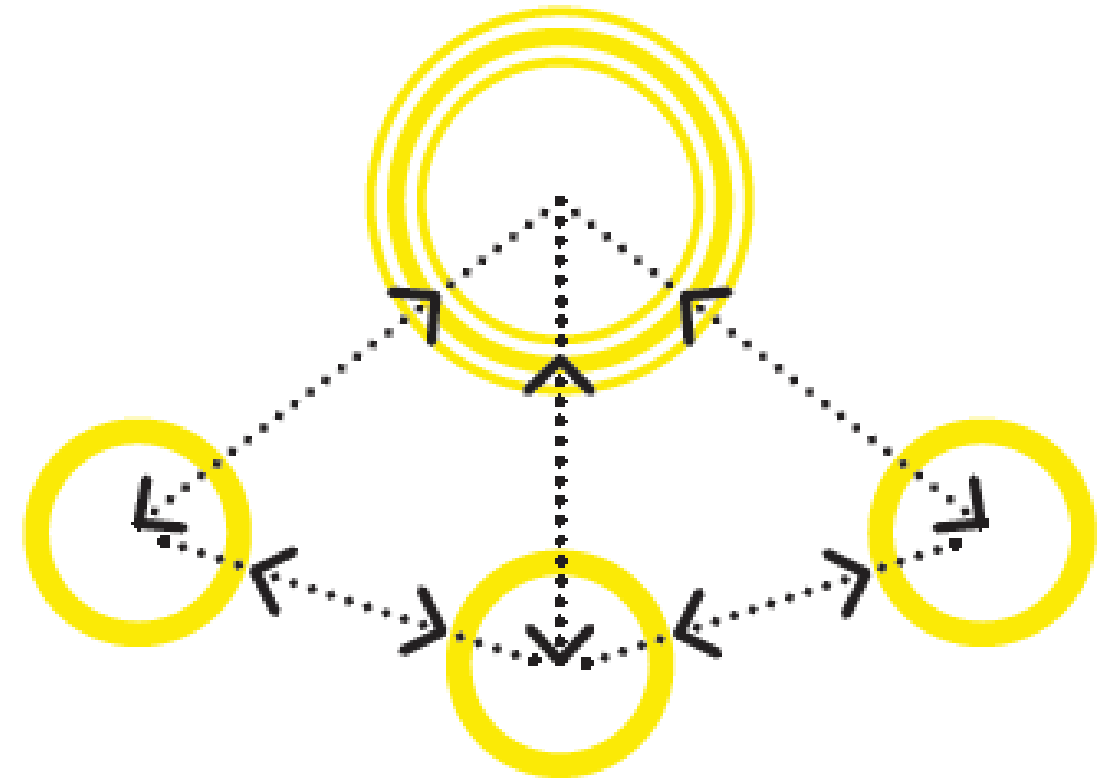
“To assist (a person); to enable or allow (a person) to do something, achieve a particular result, etc., more easily.” (Oxford English Dictionary 2018)



Teaching vs. facilitating



One directional dissemination of knowledge through a teacher



Accompanying and shaping a learning process together



Teacher



Facilitator

Teacher Centred

Presents information

Provides right ANSWERS

Subject matter & delivery expert

'Sage on the stage'

VS

Student Centred

Guides process

Provides right QUESTIONS

Learning process expert

'Guide on the side'

One way interaction

Concentrate on individual conduct

Focuses on self learning

Way of learning determined by teacher

Prioritizes on concepts/theories

'Sage on the stage'

Two way interaction

Concentrate on group dynamics

Focuses on group learning

Helps learner determine their own way of learning

Prioritizes on experiences and then connects them to theories

'Guide on the side'

VS

Teacher determines what students need to know

Covers many methods but the most used is lecture method

Formal relationship, status of teacher

Helps to add new knowledge

'Sage on the stage'

VS

Participants work with facilitator to determine what information and skills they need to obtain

Uses practical, participatory methods in which all children participate

Considered as an equal relationships are based on trust

Helps to connect to new knowledge with experiences

'Guide on the side'

Skill for effective facilitation



Conflict Resolution
& Problem Solving

Situational & Shared
Leadership

Balanced
Relationships

Questioning

Participatory Style

Listening

Empathetic



Several roles you have to play: Stepping into different shoes



Moderator



Guide



Teacher



Team member



Observer

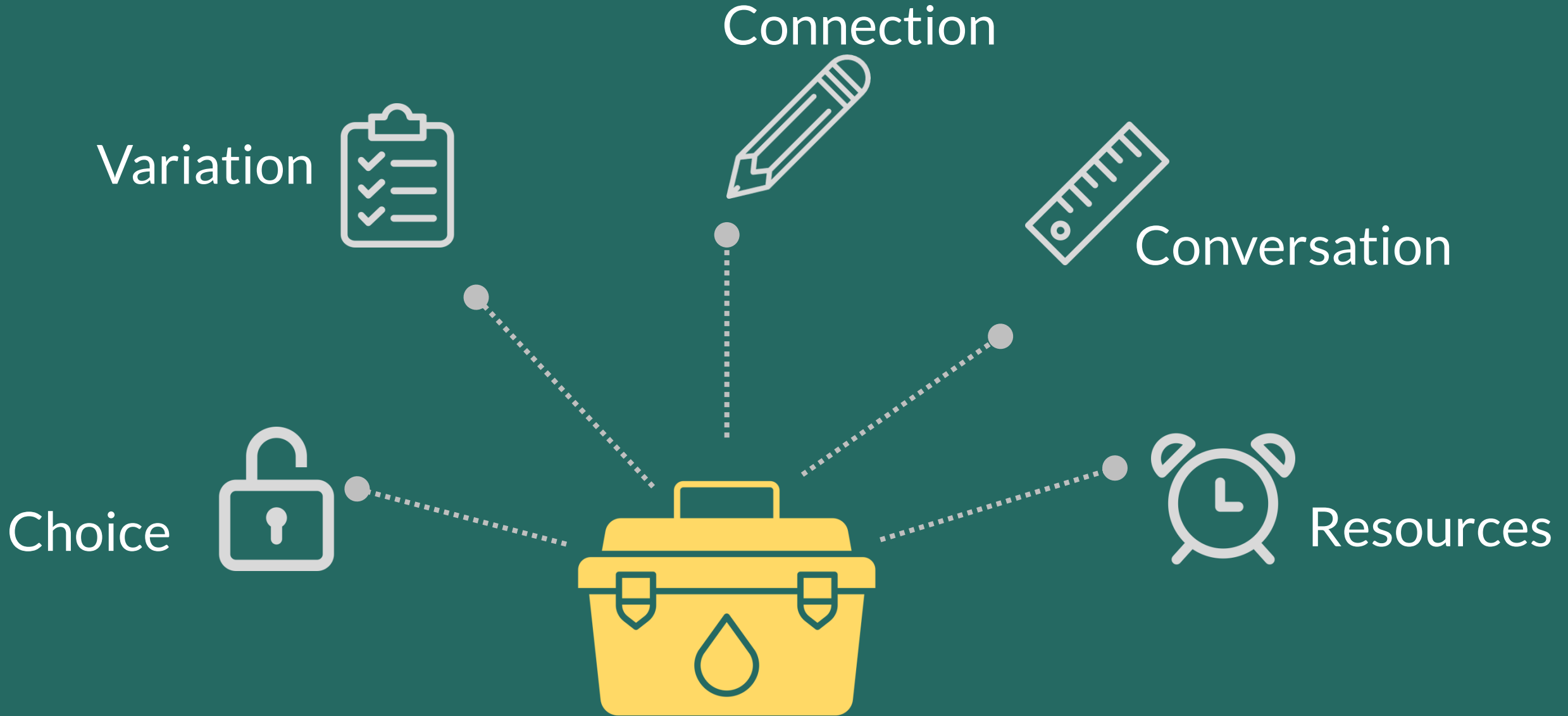


Expert



Coach

Strategies for Effective Facilitation



21st Century Teacher



Collaborative



Blogger



Global



Learner Centric
Classrooms



Innovative



Continuous learner



Digital



Tips to be effective



- Facilitate class, group, and one-on-one discussions and debates.
- Allow students to call on one another for answers, rather than the instructor.
- Ask questions that don't have one single answer. Leave it open-ended.
- Roleplay different scenarios or play games to illustrate lessons.
- Create multimedia presentations, utilizing technology your students use at home.
- Collaborate with other teachers to teach related lessons in different subjects.

Continue...



- Have students explain what they learned to someone who doesn't know the material.
- Ongoing professional training specially improving self + seminars.
- Find interesting material and use different techniques.
- Be flexible and creative about content and curriculum.
- Show respect and love.
- Catching up with students prior knowledge.



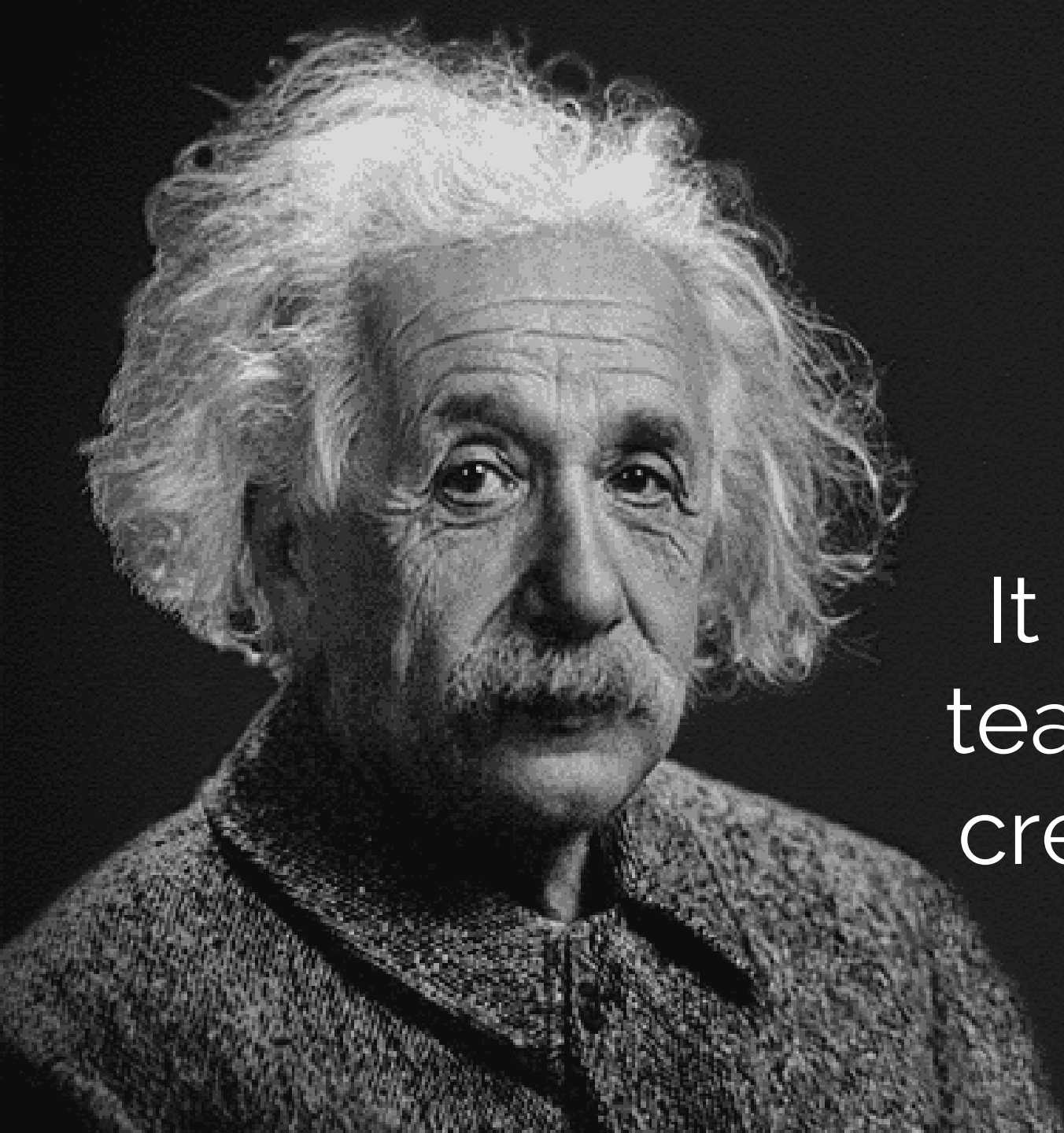
Takeaway



www.khanacademy.org

www.hemafoundation.org

www.edhelper.com



““

It is the supreme art of
teacher to awaken joy in
creative expression and
knowledge

The society owes you...



We Thank You

